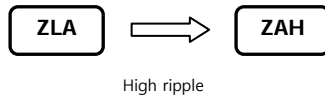




ZAH series

- Ultra Low ESR
- Low Profile
- RoHS compliant

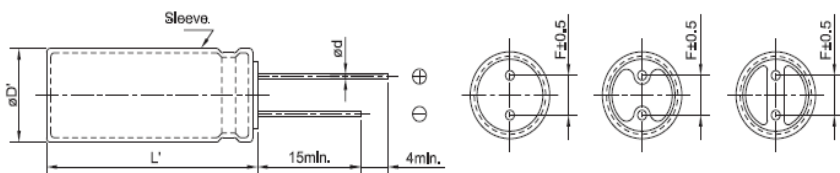
- 105°C 3,000Hrs assured.
- Non-solvent proof
- Height 7mm
- For LCD/PDP TV PSU, DVD Drive
- Halogen-free capacitors are also available.



■ Specifications

Item	Characteristics																					
Rated Voltage Range	6.3~ 50VDC																					
Operating Temperature Range	-40 ~ +105°C																					
Capacitance Tolerance	±20% (M) (at 20°C, 120Hz)																					
Leakage Current	I=0.01CV(µA) or 3µA, whichever is greater. Where, I:Max. Leakage current(µA), C:Nominal capacitance(µF), V:Rated voltage(VDC) (at 20°C, 2 minutes)																					
Dissipation Factor(Tanδ)	<table border="1"> <tr> <td>Rated Voltage(VDC)</td> <td>6.3</td> <td>10</td> <td>16</td> <td>25</td> <td>35</td> <td>50</td> </tr> <tr> <td>Tanδ(Max.)</td> <td>0.22</td> <td>0.20</td> <td>0.18</td> <td>0.14</td> <td>0.12</td> <td>0.10</td> </tr> </table> (at 20°C, 120Hz)	Rated Voltage(VDC)	6.3	10	16	25	35	50	Tanδ(Max.)	0.22	0.20	0.18	0.14	0.12	0.10							
Rated Voltage(VDC)	6.3	10	16	25	35	50																
Tanδ(Max.)	0.22	0.20	0.18	0.14	0.12	0.10																
Temperature characteristics (Max,impedance ratio)	<table border="1"> <tr> <td>Rated Voltage(VDC)</td> <td>6.3</td> <td>10</td> <td>16</td> <td>25</td> <td>35</td> <td>50</td> </tr> <tr> <td>Z(-25°C)/(20°C)</td> <td>3</td> <td>3</td> <td>2</td> <td>2</td> <td>2</td> <td>2</td> </tr> <tr> <td>Z(-40°C)/(20°C)</td> <td>9</td> <td>7</td> <td>5</td> <td>3</td> <td>3</td> <td>3</td> </tr> </table> (at ,120Hz)	Rated Voltage(VDC)	6.3	10	16	25	35	50	Z(-25°C)/(20°C)	3	3	2	2	2	2	Z(-40°C)/(20°C)	9	7	5	3	3	3
Rated Voltage(VDC)	6.3	10	16	25	35	50																
Z(-25°C)/(20°C)	3	3	2	2	2	2																
Z(-40°C)/(20°C)	9	7	5	3	3	3																
Load life	The following specifications shall be satisfied when then the capacitors are restored to 20°C after the rated voltage is applied for 2,000 hours at 105°C. Capacitance change ≤±20%f the initial value Tanδ ≤200% of the initial specified value Leakage current ≤The of the initial specified value																					
Shelf life	The following specifications shall be satisfied when the capacitors are restored are restored to 20°C after exposing them for 1,000 hours at 105°C without voltage applied the rated voltage shall be applied to the capacitors for a minimum of 30 minutes at least 24 hours and not more than 48 hours before the measurements. Capacitance change ≤±20% of the initial value Tanδ ≤200% of the initial specified value Leakage current ≤The initial specified value																					

■ Dimension (CE04 Type)

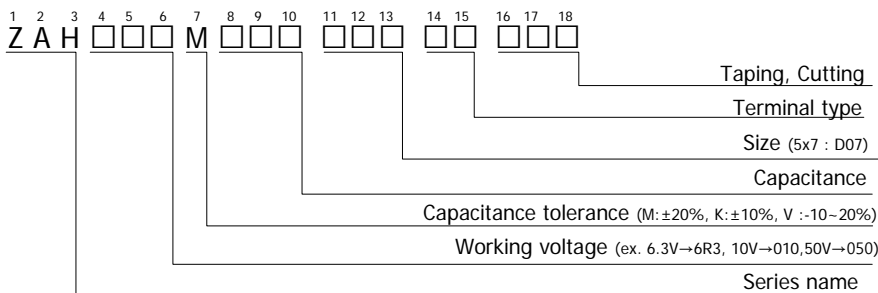


Unit (mm)

	5	6.3	8
ØD	5	6.3	8
Ød	0.5	0.5	0.5 0.6
F	2.0	2.5	3.5
ØD'	ØD+0.5 max.		
L'	L+1.0 max		

- Printed black color letter on PET sky blue sleeve

■ Code numbering system



Ø5	D
Ø6.3	E
Ø8	F

ZAH series

Standard Rating

WV (Vdc)	Cap (uF)	Size ØxL (mm)	Tanδ	Ripple Current (mA _{RMS} /105°C, 100kHz)	Code No
6.3	33	5 x 7	0.22	160	ZAH6R3□330D07CS□□□
	47	5 x 7	0.22	160	ZAH6R3□470D07CS□□□
	68	6.3 x 7	0.22	260	ZAH6R3□680E07CS□□□
	100	6.3 x 7	0.22	260	ZAH6R3□101E07CS□□□
	150	6.3 x 7	0.22	260	ZAH6R3□151E07CS□□□
	220	8 x 7	0.22	450	ZAH6R3□221F07CS□□□
10	33	5 x 7	0.20	160	ZAH010□330D07CS□□□
	47	5 x 7	0.20	160	ZAH010□470D07CS□□□
	68	6.3 x 7	0.20	250	ZAH010□680E07CS□□□
	100	6.3 x 7	0.20	250	ZAH010□101E07CS□□□
	150	6.3 x 7	0.20	250	ZAH010□151E07CS□□□
	220	8 x 7	0.20	450	ZAH010□221F07CS□□□
16	33	5 x 7	0.18	160	ZAH016□330D07CS□□□
	47	5 x 7	0.18	160	ZAH016□470D07CS□□□
	68	6.3 x 7	0.18	250	ZAH016□680E07CS□□□
	100	6.3 x 7	0.18	250	ZAH016□101E07CS□□□
25	33	5 x 7	0.14	160	ZAH025□330D07CS□□□
	47	6.3 x 7	0.14	250	ZAH025□470E07CS□□□
	68	6.3 x 7	0.14	250	ZAH025□680E07CS□□□
	100	8 x 7	0.14	450	ZAH025□101F07CS□□□
35	22	5 x 7	0.12	160	ZAH035□220D07CS□□□
	33	6.3 x 7	0.12	250	ZAH035□330E07CS□□□
	47	8 x 7	0.12	450	ZAH035□470F07CS□□□
	68	8 x 7	0.12	450	ZAH035□680F07CS□□□
50	1.0	5 x 7	0.10	80	ZAH050□1R0D07CS□□□
	2.2	5 x 7	0.10	120	ZAH050□2R2D07CS□□□
	10	6.3 x 7	0.10	250	ZAH050□100E07CS□□□
	22	6.3 x 7	0.10	250	ZAH050□220E07CS□□□
	33	8 x 7	0.10	450	ZAH050□330F07CS□□□
47	8 x 7	0.10	450	ZAH050□470F07CS□□□	

Rated ripple current multipliers

Cap(uF) \ Freq.(Hz)	120	1k	10k	50k	100k
1 ~ 180	0.40	0.75	0.90	0.95	1.00
220 ~ 330	0.50	0.85	0.94	0.97	1.00