
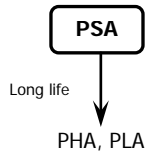


PSA series

- Standard
- Low Profile
- RoHS compliant

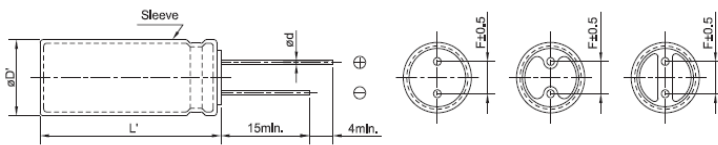
- 85°C 1,000Hrs assured.
- Non-solvent proof
- Height 7mm
- Halogen-free capacitors are also available
- For CAR-Audio, Tuner



Specifications

Item	Characteristics																								
Rated Voltage Range	6.3 ~ 63VDC																								
Operating Temperature Range	- 40 ~ +85°C																								
Capacitance Tolerance	±20% (M) (20°C, 120Hz)																								
Leakage Current	I=0.01CV(µA) or 3µA, whichever is greater. Where, I:Max. Leakage current(µA), C:Nominal capacitance(µF), V:Rated voltage(VDC) (20°C, 2 minutes)																								
Dissipation Factor (Tanδ)	<table border="1"> <tr> <td>Rated Voltage(VDC)</td> <td>6.3</td> <td>10</td> <td>16</td> <td>25</td> <td>35</td> <td>50</td> <td>63</td> </tr> <tr> <td>Tanδ (Max.)</td> <td>0.24</td> <td>0.20</td> <td>0.16</td> <td>0.14</td> <td>0.12</td> <td>0.10</td> <td>0.08</td> </tr> </table> (20°C, 120Hz)	Rated Voltage(VDC)	6.3	10	16	25	35	50	63	Tanδ (Max.)	0.24	0.20	0.16	0.14	0.12	0.10	0.08								
Rated Voltage(VDC)	6.3	10	16	25	35	50	63																		
Tanδ (Max.)	0.24	0.20	0.16	0.14	0.12	0.10	0.08																		
Temperature characteristics (Max. impedance ratio)	<table border="1"> <tr> <td>Rated Voltage(VDC)</td> <td>6.3</td> <td>10</td> <td>16</td> <td>25</td> <td>35</td> <td>50</td> <td>63</td> </tr> <tr> <td>Z(-25°C)/(20°C)</td> <td>4</td> <td>3</td> <td>2</td> <td>2</td> <td>2</td> <td>2</td> <td>2</td> </tr> <tr> <td>Z(-40°C)/(20°C)</td> <td>10</td> <td>8</td> <td>6</td> <td>3</td> <td>3</td> <td>3</td> <td>3</td> </tr> </table> (at 120Hz)	Rated Voltage(VDC)	6.3	10	16	25	35	50	63	Z(-25°C)/(20°C)	4	3	2	2	2	2	2	Z(-40°C)/(20°C)	10	8	6	3	3	3	3
Rated Voltage(VDC)	6.3	10	16	25	35	50	63																		
Z(-25°C)/(20°C)	4	3	2	2	2	2	2																		
Z(-40°C)/(20°C)	10	8	6	3	3	3	3																		
Load life	The following specifications shall be satisfied when then the capacitors are restored to 20°C after the rated voltage is applied for 1,000 hours at 85°C. Capacitance change ≤ ±20% of the initial value Tanδ ≤ 200% of the initial specified value Leakage current ≤ The initial specified value																								
Shelf life	The following specifications shall be satisfied when the capacitors are restored are restored to 20°C after exposing them for 1,000 hours at 85°C without voltage applied the rated voltage shall be applied to the capacitors for a minimum of 30 minutes at least 24 hours and not more than 48 hours before the measurements. Capacitance change ≤ ±20% of the initial value Tanδ ≤ 200% of the initial specified value Leakage current ≤ 200% of initial specified value																								

Dimensions

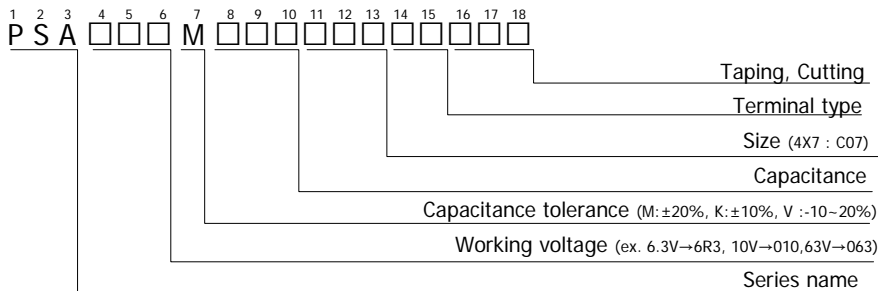


Unit(mm)

	4	5	6.3	8
ØD	4	5	6.3	8
Ød	0.45	0.5	0.5	0.5   0.6
F	1.5	2.0	2.5	3.5
ØD'	ØD+0.5 max.			
L'	L+1.0 max			

- Printed white color letter on PET black sleeve

Code numbering system



Ø4	C
Ø5	D
Ø6.3	E
Ø8	F

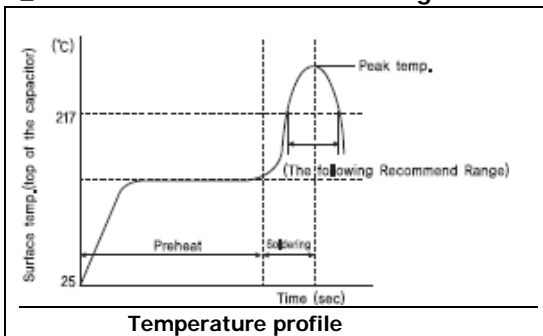
PSA series

Standard Rating

WV (Vdc)	Cap (uF)	Size ØxL (mm)	Tanδ	Ripple Current (mA <sub>rms</sub> /85°C, 120Hz)	Code No
6.3	22	4 x 7	0.24	31	PSA6R3□220C07CS□□□
	33	4 x 7	0.24	35	PSA6R3□330C07CS□□□
	47	4 x 7	0.24	42	PSA6R3□470C07CS□□□
	68	4 x 7	0.24	56	PSA6R3□680C07CS□□□
	100	5 x 7	0.24	68	PSA6R3□101D07CS□□□
	150	6.3 x 7	0.24	90	PSA6R3□151E07CS□□□
	220	6.3 x 7	0.24	120	PSA6R3□221E07CS□□□
	330	6.3 x 7	0.24	141	PSA6R3□331E07CS□□□
10	22	4 x 7	0.20	32	PSA010□220C07CS□□□
	33	4 x 7	0.20	38	PSA010□330C07CS□□□
	47	5 x 7	0.20	50	PSA010□470D07CS□□□
	68	5 x 7	0.20	60	PSA010□680D07CS□□□
	100	6.3 x 7	0.20	80	PSA010□101E07CS□□□
	150	6.3 x 7	0.20	95	PSA010□151E07CS□□□
	220	6.3 x 7	0.20	122	PSA010□221E07CS□□□
	330	8 x 7	0.20	152	PSA010□331F07CS□□□
16	10	4 x 7	0.16	25	PSA016□100C07CS□□□
	15	4 x 7	0.16	28	PSA016□150C07CS□□□
	22	4 x 7	0.16	34	PSA016□220C07CS□□□
	33	5 x 7	0.16	45	PSA016□330D07CS□□□
	47	5 x 7	0.16	55	PSA016□470D07CS□□□
	68	6.3 x 7	0.16	83	PSA016□680E07CS□□□
	100	6.3 x 7	0.16	95	PSA016□101E07CS□□□
	150	8 x 7	0.16	119	PSA016□151F07CS□□□
220	8 x 7	0.16	140	PSA016□221F07CS□□□	
25	4.7	4 x 7	0.14	19	PSA025□4R7C07CS□□□
	6.8	4 x 7	0.14	20	PSA025□6R8C07CS□□□
	10	4 x 7	0.14	26	PSA025□100C07CS□□□
	15	4 x 7	0.14	30	PSA025□150C07CS□□□
	22	5 x 7	0.14	41	PSA025□220D07CS□□□
	33	5 x 7	0.14	50	PSA025□330D07CS□□□
	47	6.3 x 7	0.14	65	PSA025□470E07CS□□□
	68	6.3 x 7	0.14	85	PSA025□680E07CS□□□
	100	6.3 x 7	0.14	101	PSA025□101E07CS□□□
150	8 x 7	0.14	127	PSA025□151F07CS□□□	
35	3.3	4 x 7	0.12	17	PSA035□3R3C07CS□□□
	4.7	4 x 7	0.12	20	PSA035□4R7C07CS□□□
	6.8	4 x 7	0.12	23	PSA035□6R8C07CS□□□
	10	4 x 7	0.12	27	PSA035□100C07CS□□□
	15	5 x 7	0.12	36	PSA035□150D07CS□□□
	22	5 x 7	0.12	44	PSA035□220D07CS□□□
	33	6.3 x 7	0.12	64	PSA035□330E07CS□□□
	47	6.3 x 7	0.12	70	PSA035□470E07CS□□□
68	8 x 7	0.12	91	PSA035□680F07CS□□□	

WV (Vdc)	Cap (uF)	Size ØxL (mm)	Tanδ	Ripple Current (mA <sub>rms</sub> /85°C, 120Hz)	Code No
50	0.1	4 x 7	0.10	1.3	PSA050□R10C07CS□□□
	0.15	4 x 7	0.10	2.0	PSA050□R15C07CS□□□
	0.22	4 x 7	0.10	2.9	PSA050□R22C07CS□□□
	0.33	4 x 7	0.10	3.5	PSA050□R33C07CS□□□
	0.47	4 x 7	0.10	5.0	PSA050□R47C07CS□□□
	0.68	4 x 7	0.10	7.1	PSA050□R68C07CS□□□
	1.0	4 x 7	0.10	10	PSA050□1R0C07CS□□□
	1.5	4 x 7	0.10	12	PSA050□1R5C07CS□□□
	2.2	4 x 7	0.10	15	PSA050□2R2C07CS□□□
	3.3	4 x 7	0.10	18	PSA050□3R3C07CS□□□
	4.7	4 x 7	0.10	22	PSA050□4R7C07CS□□□
	6.8	5 x 7	0.10	25	PSA050□6R8D07CS□□□
	10	5 x 7	0.10	31	PSA050□100D07CS□□□
	15	6.3 x 7	0.10	48	PSA050□150E07CS□□□
22	6.3 x 7	0.10	58	PSA050□220E07CS□□□	
33	6.3 x 7	0.10	68	PSA050□330E07CS□□□	
47	8 x 7	0.10	84	PSA050□470F07CS□□□	
63	0.1	4 x 7	0.08	1.3	PSA063□R10C07CS□□□
	0.15	4 x 7	0.08	2.0	PSA063□R15C07CS□□□
	0.22	4 x 7	0.08	3.0	PSA063□R22C07CS□□□
	0.33	4 x 7	0.08	3.7	PSA063□R33C07CS□□□
	0.47	4 x 7	0.08	5.4	PSA063□R47C07CS□□□
	0.68	4 x 7	0.08	7.6	PSA063□R68C07CS□□□
	1.0	4 x 7	0.08	11	PSA063□1R0C07CS□□□
	1.5	4 x 7	0.08	13	PSA063□1R5C07CS□□□
	2.2	4 x 7	0.08	17	PSA063□2R2C07CS□□□
	3.3	4 x 7	0.08	20	PSA063□3R3C07CS□□□
	4.7	4 x 7	0.08	25	PSA063□4R7C07CS□□□
	6.8	5 x 7	0.08	28	PSA063□6R8D07CS□□□
	10	6.3 x 7	0.08	38	PSA063□100E07CS□□□
	15	6.3 x 7	0.08	51	PSA063□150E07CS□□□
22	6.3 x 7	0.08	62	PSA063□220E07CS□□□	
33	8 x 7	0.08	72	PSA063□330F07CS□□□	

Recommended reflow soldering conditions (For PSA, PHA, PLA Series)



Time of preheat temp. (from 150 °C to 200°C)	Time to be maintained above 217°C	Time to be maintained above 230°C	Peak temp.	Reflow cycle
60-100 Sec	60-70 Sec	20-30 Sec	250 (10 Sec)	1 TIME